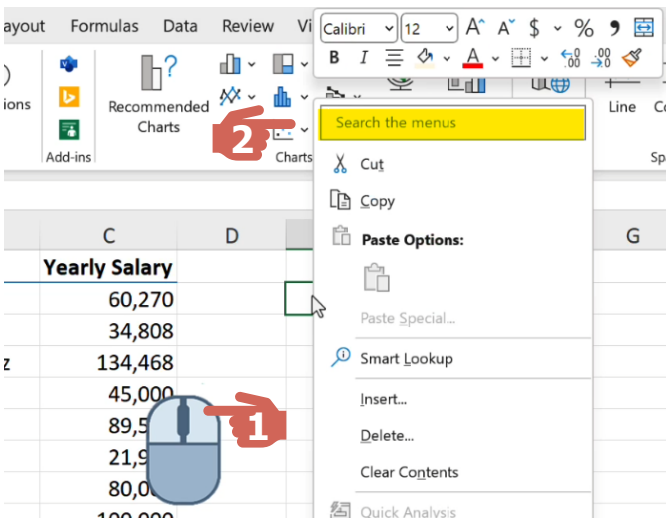


BEST NEW EXCEL FEATURES

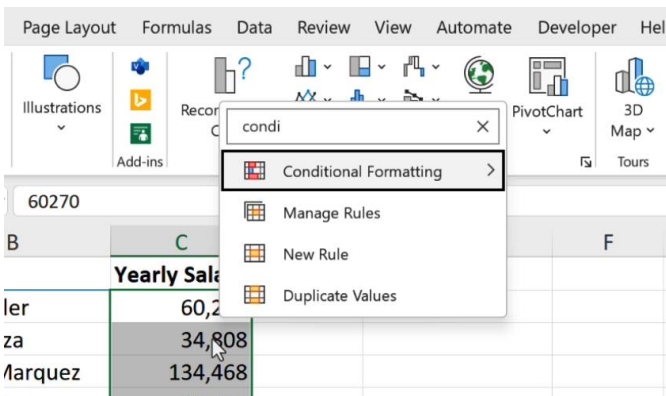
— CHEAT SHEET —

1. Easy Search

Save time by right-clicking to use the new **Search the menus** feature for quick commands.

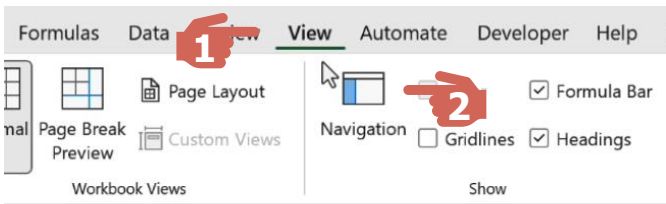


Type your query, navigate with **arrows**, and select with **Space**.

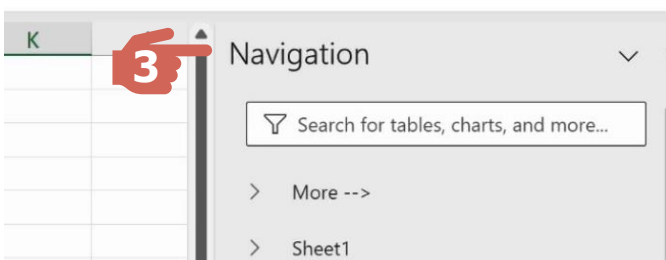


2. Navigation Pane

The Navigation pane helps you understand, view, and navigate a workbook's elements. Click on **View** and then select **Navigation**.



On the right, see all worksheets, including hidden ones. You'll also find all data ranges, charts and tables neatly organized.



3. New Shortcuts

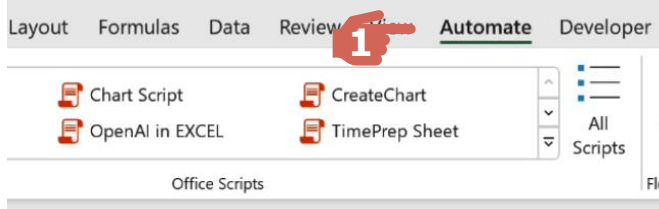
New handy shortcuts are now available.

Alt + F12 Open Power Query Editor

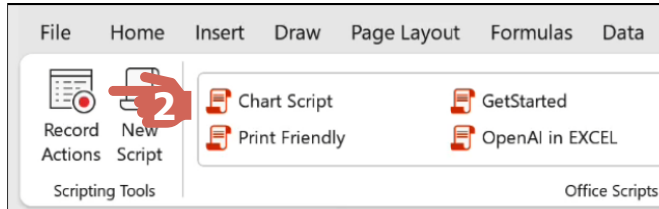
Ctrl + Shift + V Paste as Values

4. Automate Tab

Use the Automate tab to create and tweak **Office Scripts** for repetitive tasks.

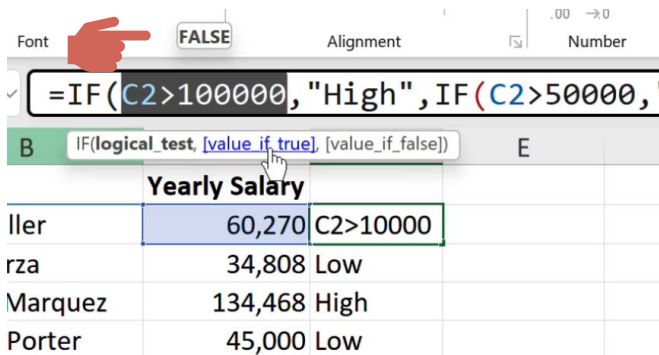


Use **Action Recorder** to create Office Scripts by recording your steps, no coding needed.

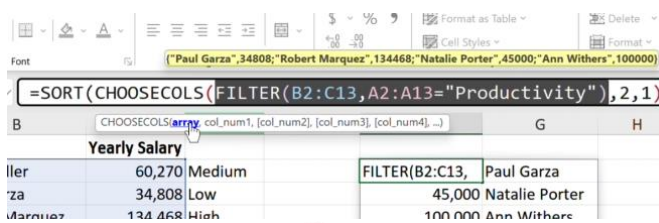


5. Value Preview Tooltip

With this feature, you can check formulas in the formula bar or cell by highlighting a part; Excel shows its current value in a tooltip.

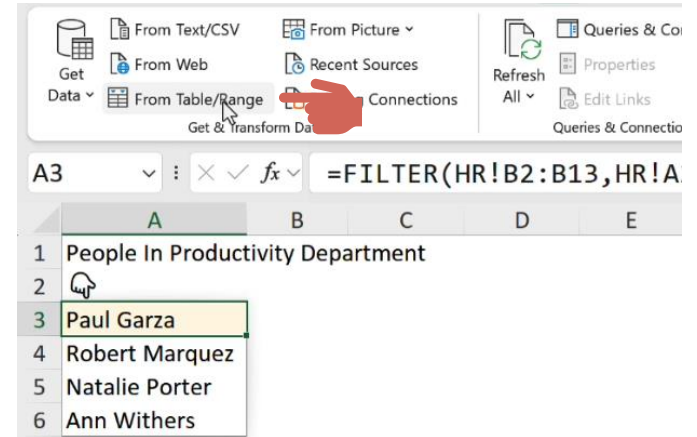


This is ideal for debugging complex formulas.

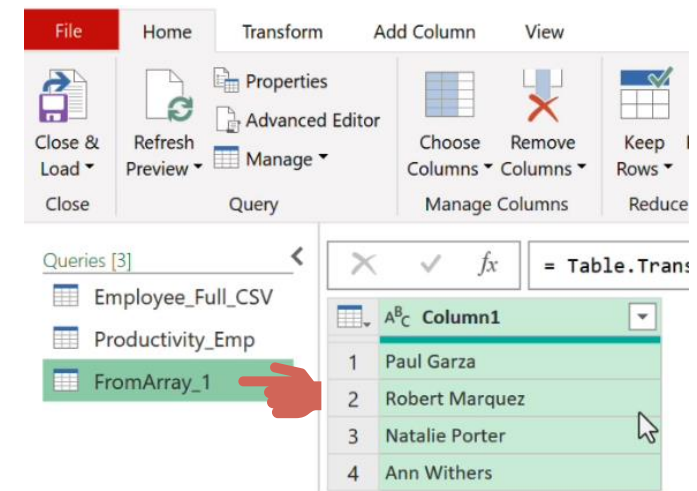


6. Dynamic Arrays in PQ

You can now import dynamic (spilled) ranges into Power Query.



This way, import, shape, and refresh dynamic array data in Power Query Editor.



7. Dynamic Arrays in Charts

You can now use dynamic (spilled) ranges as data source for your charts; they auto-adjust to the dataset size.

